

LIVING IN NORDRE FASANVEJ STUDENT HOUSE



Getting from DTU to Nordre Fasanvej Student House

1. Walk to the bus stop at **Rævehøjvej, DTU** (see Figure 1).
2. Take **bus 150S** or **173E** toward **Nørreport St.**
3. Buy a ticket for **4 zones**.
4. Get off at **Ryparken St.**
5. Walk to the **train station at Ryparken** (see Figure 2).
6. Take **S-train F** toward **Ny Ellebjerg St.**
7. Get off at **Nørrebro St.**
8. Walk to **Nordre Fasanvej 275**.

Total travel time: around 40 minutes

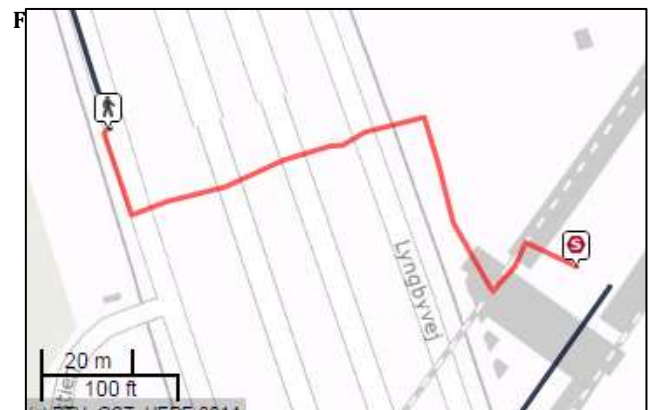


Figure 2: Bus stop at Ryparken to train

Webpage for public transport information

https://www.rejseplanen.dk/webapp/index.html?language=en_EN

Your Accommodation

Your accommodation is located in the student house on Nordre Fasanvej. The address is:

Nordre Fasanvej 752
2200 København N

The student house is located in Nørrebro, about 11 km away from DTU Lyngby Campus. There is one kitchen on each floor and you will share a kitchen with 3-4 people.

General rules

- ✓ Please note that meals and cleaning of your room is not included in the rent.
- ✓ You **may reorganise the furniture**, but always put it back as you found it when you moved in. **Do not remove** inventory from the room, and please take care of it during your stay.
- ✓ **Never make holes** in the walls, or other permanent or semi-permanent changes.
- ✓ **You may not smoke** in your room or in any common areas.
- ✓ Note that **fireworks are not allowed**.

Thoughtful behaviour

Be social – be helpful – be tolerant - this will help you all have a good experience.

Heating, water and electricity

You are expected to keep consumption of heating, water and electricity at a reasonable level according to the Danish Government Energy Guidelines. This means:

- ✓ Normal indoor temperature is 20-22° C
- ✓ You should **never open windows and turn on the heating at the same time**. Always **turn off the lights** when leaving a room, even for short periods
- ✓ **Do not leave the water running** for longer periods
- ✓ Turn down the heating when you leave the room for longer periods and at night

Noise

Radios, sound systems, musical instruments and other noisemaking machines or equipment may only be used if the necessary respect is shown for the other inhabitants and never with the windows open.

Please keep quiet between 22.00 and 8.00 hrs.

Minimize risk of theft

- ✓ To ensure the residents' security, all outside **doors must be locked all the time**.
- ✓ When leaving your room, make sure that all windows are closed. Remember that your possessions, as well as everybody else's, will not be covered by insurance if there is a break-in and it is found that the windows or doors were not locked.
- ✓ You are responsible for taking out **your own insurance** while staying at the premises.

Cleaning and maintenance

PLEASE NOTE: The water in Denmark and in the Copenhagen-area in particular, is very hard; it contains a **lot of limestone**. Make sure to decalcify electric water kettles with vinegar or acetic acid, and use an acidic cleaning solution when cleaning the bathroom and kitchen.

Please **organise a cleaning schedule** of the common areas with your neighbours. In general it is good practice to at least follow the following in the kitchen:

- ✓ Please **do your own dishes** with soap and hot water, and put the utensils back in their places.
- ✓ Please remember to **wrap your food** in the refrigerator, and dispose of food that is no longer fresh.

Bathrooms

- ✓ Throw only toilet paper into the toilet in order not to clog the drain.
- ✓ Remove hair from the drain cover after every shower to avoid clogging.
- ✓ Use a drain cleaner (a plunger or an alkaline solution like "afløbsrens") in case the drain is not working properly.

Garbage/waste

- ✓ Do not leave garbage in your room or in common areas. Take out the bag immediately and put it in the right container. It is not allowed to leave garbage on the ground outside!
- ✓ Please condense all garbage as much as possible (flatten cartons and other containers, for example). The garbage collectors will only collect a set amount of garbage each week, and there is no way to dispose of any surplus.
- ✓ Please note that glass bottles, paper and cardboard should be put in special containers.

Laundry facilities

Laundry facilities are available in the basement of the building.

Internet

Bring an **Ethernet cable** for your computer and ask your neighbours for details regarding the wireless internet.

Inventory

In your room you should find the most basic furniture: a bed, a desk, a chair, a bookshelf, and a wardrobe or a clothing rack.

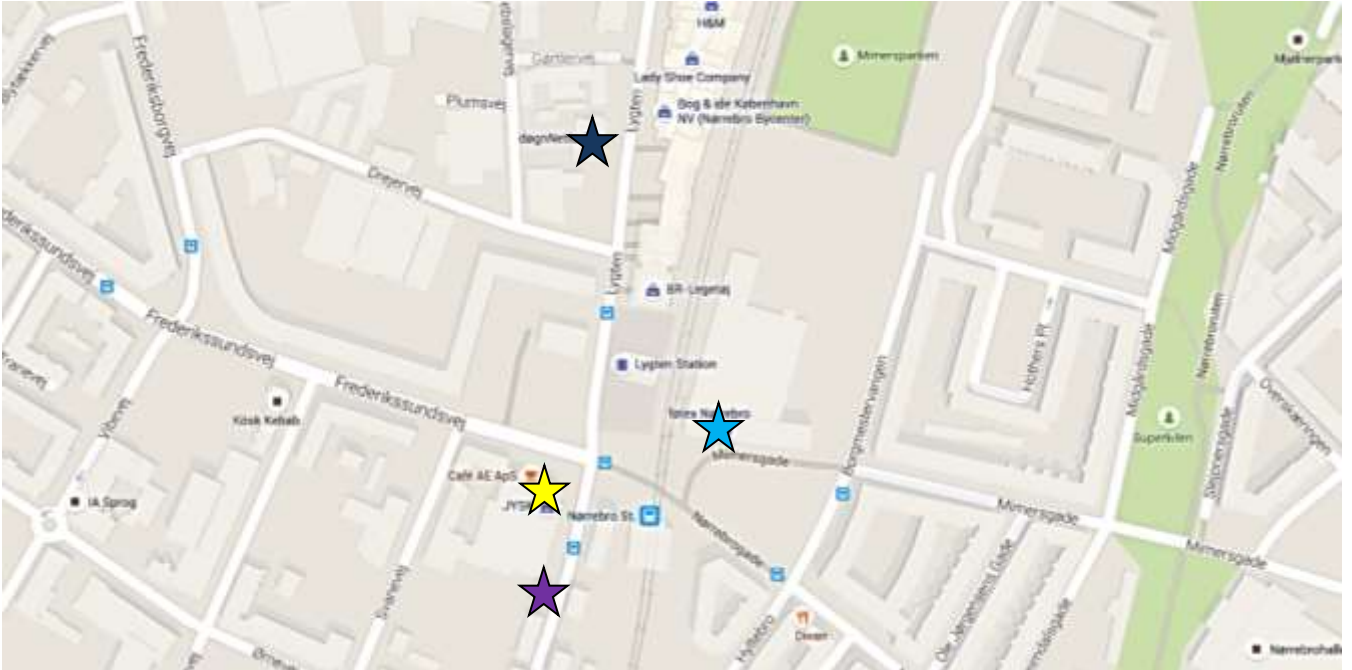
The previous tenant might have left extra inventory or stuff that might be useful to you (like cleaners or an extra chair). Keep what you find useful and throw the rest out.

Check the condition of the light bulbs and the furniture when you first move in. In case some of the **inventory is damaged**, please inform the Accommodation Office, so it can be replaced. Please note that only the basic furniture provided by the Accommodation Office will be replaced by us.


NOTE: All light bulbs, cleaning equipment, toilet paper, etc. that you use throughout your rental period will not be provided by or paid for by the Accommodation Office!

Please note, that storage of items/shoes, etc. in the hallways is strictly forbidden due to fire regulations!

Shopping in the area



 **Your accommodation**

 **DøgnNetto** 7 days a week from 8-24

 **Netto** 7 days a week from 8-22

 **Føtex** 7 days a week from 8-21



The discount shops

Discount shops only have a limited choice of articles. Often they only have one type of each article. Still you should be able to find the most common brands of every article and fresh vegetables, milk, meat and fish.

Name	Location
Fakta	Frederikssundsvej 44
Netto	Frederikssundsvej 5

Other discount shops: Aldi, LIDL, REMA 1000



Medium price shops

The medium price shops differ from the discount shops by having a greater variety of articles. Usually the shops have the most common brands as well as some special brands. You will find fresh vegetables, milk, meat, and fish etc. In some shops you will find homemade bread. The selection of organic products is bigger than in the discount shops.

Name	Location
Føtex	Mimersgade 124
SuperBrugsen	Nørrebrogade 53B
DøgnNetto	Lygten 11

Other medium price shops: MENY



High price shops

The price level is a little higher than the above mentioned shops and they differ by having more specialties. Typically they have their own luxury brands next to the more common brands.

Name	Location
Irma	Nørrebrogade 124
Magasin	Kongens Nytorv (inner city) Kgs. Lyngby (2 km from DTU)

Useful food dictionary

Danish

Brød

Franskbrød
Rugbrød
Grovbrød
Boller
Wienerbrød
Kiks

Mejeriprodukter

Mælk
Sødmælk
Letmælk
Skummetmælk
Kærnemælk
Kaffefløde
Piskefløde
Yoghurt
A 38
Creme Fraiche
Tykmælk
Smør
Margarine
Plantemargarine

Drikkevarer

Te
Kaffe
Øl
Sodavand
Juice
Saftevand
Kildevand
Almindeligt vand

Pålæg

Skinke
Spegepølse
Ost
Leverpostej
Kød og fjerkræ
Oksekød
Hakket oksekød
Kalvekød
Svinekød
Hakket kalv og flæsk
Lammekød
Lammekølle
Kylling
Kalkun
Hakket kalkun

Frugt og grønt

Appelsin
Æble
Pære
Banan
Vindruer

English

Bread

White bread
Rye bread
Brown bread
Buns/rolls
Danish pastry
Biscuits

Dairy products

Milk
Whole milk
Semi-skimmed milk
Skimmed milk
Buttermilk
Cream
Whipping cream
Yoghurt
Sour milk
Sour cream
Junket
Butter
Margarine
Vegetable margarine

Beverages

Tea
Coffee
Beer
Soft drink
Juice
Cordial
Spring water
Plain water

Cold cuts/spreads

Ham (pork)
Salty sausage (pork)
Cheese
Liver paté (pork)
Meat and poultry
Beef
Minced beef
Veal
Pork
Minced pork & veal
Lamb
Leg of lamb
Chicken
Turkey
Minced turkey

Fruit and vegetables

Orange
Apple
Pear
Banana
Grapes

Danish

Tomat
Agurk
Salat
Spinat
Kartofler
Gulerødder
Løg
Hvidløg
Ærter
Bønner
Champignon
Blomkål
Hvidkål

Fisk

Tun
Laks
Torsk
Rødspætte
Ørred
Rejer

Krydderier

Sukker
Salt
Peber
Karry
Kanel
Ingefær
Timian
Oregano
Basilikum
Nelliker
Muskatnød
Anis/stjerneanis
Chili
Paprika
Kardemomme

Diverse

Pasta
Nudler
Mel
Ris
Rismel
Majs
Majsmel
Olie
Olivenolie
Vindrukerneolie
Solsikkeolie
Salatolie
Æg
Gær
Is

English

Tomato
Cucumber
Lettuce
Spinach
Potatoes
Carrots
Onion
Garlic
Peas
Beans
Mushroom
Cauliflower
White cabbage

Fish

Tuna fish
Salmon
Cod
Plaice
Trout
Shrimps

Spices

Sugar
Salt
Pepper
Curry
Cinnamon
Ginger
Thyme
Oregano
Basil
Cloves
Nutmeg
Aniseed
Chilli
Paprika
Cardamom

Miscellaneous

Pasta
Noodles
Flour
Rice
Rice flour
Maize/corn
Maize flour
Oil
Olive oil
Grapeseed oil
Sunflower oil
Salad oil
Egg(s)
Yeast
Icecream/Ice

The local area

Nørrebro is a vibrant part of Copenhagen. The accommodation at Nordre Fasanvej lies very close to the Nordvest area of Copenhagen. Nørrebro and Nordvest have a mixed population, both economically, but also culturally. Nørrebro has a population of about 75,700 people, while Nordvest has a population of about 45,000 people. Nørrebro is the most densely populated area in Copenhagen.

Information about tourist spots in Copenhagen: www.visitcopenhagen.com/copenhagen-tourist

Cafés and restaurants

Cafés and restaurants can be found on Nørrebrogade and the surrounding roads.

Cultural spots

Cinemas: There is a cinema on Guldbergsgade 29F called Empire Bio (www.empirebio.dk).

Public libraries

The nearest library is the one at Bragesgade 8B (www.bibliotek.kk.dk/bibliotek/noerrebro).

Opening hours

Monday-Thursday: 10-19

Friday: 11-15

Saturday: 11-15

If you set up your Sundhedskort at the library desk, you can enter the library during extended opening hours (Mon-Sun.: 8-22) by using your Sundhedskort and a self-chosen password.

Sports facilities

As a student at DTU, you can join DTU Sport and DTU Fitness. The price for a DTU Fitness membership which includes bodybike (spinning) is currently 500 DKK for one semester.

The fitness room at DTU includes:

- Treadmills, cross trainers and stationary bicycles
- Rowing machines
- Kettlebells and dumbbells
- Eleiko and Leiko barbells
- Eleiko weight plates
- Squat racks/cages

Various sports are represented at DTU Sport. Some of these are:

- Football (soccer)
- Basketball
- Rugby
- Badminton
- Volleyball
- Climbing (bouldering)
- Diving

The website of DTU Sport can be found at www.sport.dtu.dk/Engelsk/ and contains more information.

Other sports facilities in the local area include:

- Hillerødgade Bad
Swimming hall on Sandbjerggade 35
www.teambade.kk.dk
- Fitness World – Rentemestervej 2 + Nordre Fasanvej 218
www.fitnessworld.dk
- Siam Athlete Nation
Bragesgade 8A
www.siam.dk

Transport

In Denmark we love to ride our bicycles and this is our favourite type of transportation – especially for students, since the public transportation in Denmark is very expensive!

Bicycle

The Greater Copenhagen area has some very good bike paths and is generally very bicycle-friendly.

Please note that **it is mandatory to have lights on your bicycle from dusk until dawn**. Failure to comply with this may result in a fine of 700 DKK. A bike helmet is not mandatory, but recommended.

Where to get a bike

Used bikes

Ask around or look for students posting bike sales on **CampusNet**, **Facebook** or the **“buy and sell” section on DTU Portalen**. Some shops such as BrugteCykler.dk sell second hands bikes. Other popular options are:

- ✓ **Den Blå Avis** or **Gul & Gratis** - lots of privately sold used bikes. These newspapers are published in Danish, so ask a Danish-speaking person for help. www.dba.dk and www.guloggratis.dk
- ✓ The **Police bicycle auctions** in Copenhagen. The auctions are held by Lauritz.com (you can bid online). The bikes are located in the auction room on Slotsherrensvej 113 in Vanløse. Be aware that the bikes are sometimes in lousy condition and need quite a bit of money to fix. Payment can be done online on Lauritz.com.

New bikes

You can get a new bicycle from **bike shops** or **supermarkets and hardware shops** such as Kvickly, SuperBrugsen, Føtex and Harald Nyborg.

Car

If you bring your car to Denmark you need to register the car at SKAT if you are staying here for **more than 185 days** –you can find the correct form on their website: www.skat.dk

If you stay here **less than 185 days**, you do not need to do anything, but **keep a documentation of your period** in Denmark (e.g. your rental agreement) in the car.

Parking

Parking in inner city areas in Denmark usually costs money. Payment for parking is done in a parking meter and a parking ticket must be placed in the windscreen.

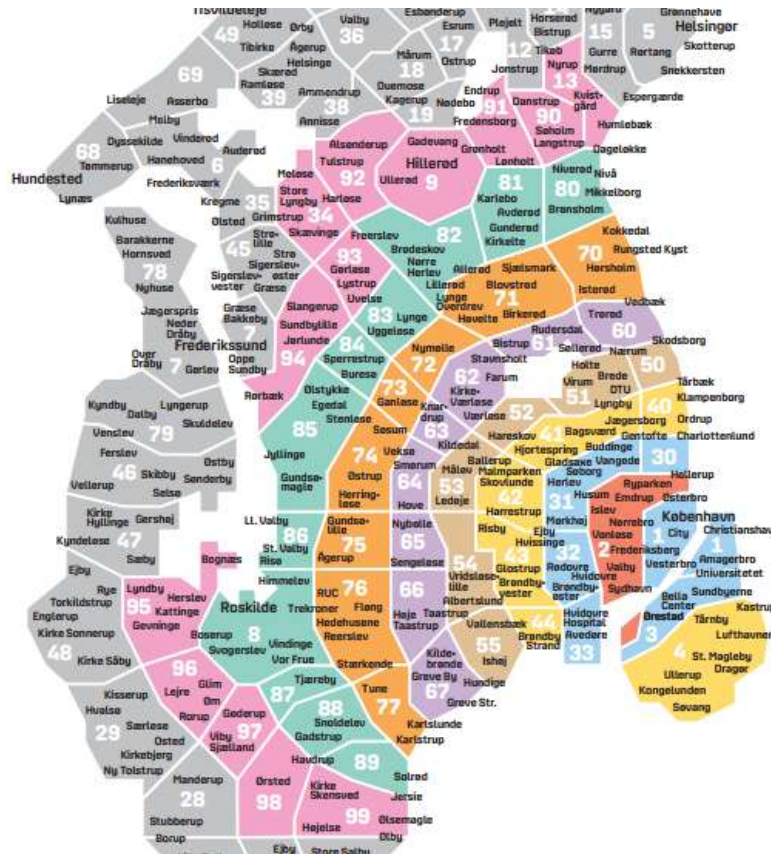
In other areas parking is usually free, but often time-limited. For this purpose you'll need to purchase a **parking disc**. Parking discs are available at tank stations and hardware shops and need to be attached to the inner surface of the windscreen in the passenger (right hand) side of the car.

- ✓ The parking disc should be set to the **time you arrive**. E.g. if you park your car at 10:13 am, you should make sure the arrow of the parking disc is pointing at 10:15.

Busses and trains – The zone system

The greater Copenhagen area is separated into transportation zones. The number of zones that you pass through on your travel determines the price of your public transport ticket.

Nordre Fasanvej 275 is located in zone 2. An overview of the zones in the greater Copenhagen area is shown below. Note that the map is based on a location in zone 2.



DTU is located in zone 51. Getting from DTU to Nordre Fasanvej 275 is four zones. Getting from the airport (zone 4) to Nordre Fasanvej 275 is three zones and getting from Nordre Fasanvej 275 to the inner city in Copenhagen (zone 1) is two zones. You start counting in the zone you're in.

Tickets

Different types of cash payments exist. You can buy **single tickets** in the bus or at train/metro stations. It is also possible to buy an electronic card called **Rejsekort** (English: travel card). Travelling by using a Rejsekort means that you must check in at the beginning of your travel and everytime you change bus/train, and remember to check out again at the end.

Two types of Rejsekort exist: personal and anonymous. The personal rejsekort gives the largest discounts, but you have to order it online and receive it by mail. The anonymous rejsekort can be bought at various vendors and can be used immediately.

More information about the rejsekort can be found on www.rejsekort.dk

Ungdomskort

As a student at a university in Denmark, you are eligible to receive an Ungdomskort (Youth card). An Ungdomskort costs 20.22 DKK pr. day. Usually you pay for a month at a time, which means that it costs **around 615 DKK pr. month**. An Ungdomskort allows you to **travel freely in all zones** in the Copenhagen area in the valid time period. It is valid in busses, S-trains, metro, etc.

Once the SU office at the Technical University of Denmark has approved you as a student, you can apply for an Ungdomskort at www.ungdomskort.dk

Types of public transport

There are different types of transportation systems in and around Copenhagen:

- ✓ S-trains (S-tog)
- ✓ Metro (metro)
- ✓ Busses (busser)

All S-train stations can be easily found by looking for the big red sign with a white S:



S-tog (S-trains)

The S-tog system is more or less like the Underground in London or the Metro in Paris. The difference is that the trains do not drive underground (except for between Østerport and Vesterport).

During rush hour, trains run with 10 minute intervals. At other times, they run with 20 minute intervals.

You can bring your bicycle with you on the S-trains (not Metro) for free, but note that you may not get on or off trains with your bicycle on Nørreport st. during rush hour!

Metro

The metro runs mainly underground. The metro trains are automatic and run every 2-3 minutes during rush hour and every 5 minutes at other times.

Bicycles are not allowed on the Metro during rush hour!



The Metro in Copenhagen

Busser (busses)

Numerous bus lines exist in Copenhagen and the surrounding area. For an overview (unfortunately only in Danish) check out www.moviatrafik.dk/dinrejse/kort/Pages/Kort.aspx

General

Whenever you are planning a trip, we recommend that you check out www.rejseplanen.dk to plan your trip, get door-to-door directions and find price information.

Moving out

Sometime before you move out you will receive a “**moving out**”-email, letting you know all you need to do when you move out. In general you need **to clean the entire room thoroughly** and return a “**Deposit**”-form (attached in the “moving out”-email).

When you have left your room and your **keys are returned** to the accommodation office, we will check your room for any damages or lack of cleaning – if everything is fine we will proceed with paying back your deposit after checking that all your payments are in order and that we have received your deposit form. The process usually takes between 4-8 weeks from everything is handed over to us and till you have the money in your account.

Change your moving out date

Cancellation:

If you get a contract for two semesters, please note: even though the rental agreement is binding for the full period stated in your contract, the Accommodation Office may be able to accept a cancellation for the 2nd semester accommodation. If you wish to request a cancellation, please inform us before May 1st for cancelling the following Fall semester or November 1st for cancelling the following Spring semester, and we will do our best to find another student to take over the lease of your accommodation.

Extend your contract:

As a rule, we cannot grant extensions because of the tight housing market in the Copenhagen Area. However, as soon as you know that you would like to stay here longer, you should make a request at the Accommodation Office for an extension, and we will see what we can do.

Contact information

Owner

The house is owned by the firewood vender across the street, **H. C. Skov A/S**.

Contact them in case of maintenance problems (e.g. stove not working, no hot water, lights not working).

Accommodation Office

Our opening hours:

Monday-Friday: 10.00-14.00

E-mail: **acco@adm.dtu.dk**.

Contact us in case interior is missing or broken (chair, desk, bed, curtains), or anything regarding your rental agreement and payment.

In case of emergency contact

Police, fire department, ambulance **Phone 112**

The police in Copenhagen (the phone number is general for the police nationwide)

Station City
Halmtorvet 20
1700 København V

E-mail: kbh@politi.dk

Phone: 114 (for non-emergencies)

Acute Phone

If you are in doubt of what to do in a medical emergency, you can call 1813 and nurses will be ready to assist you. Please notice, that it is usually not possible to go the emergency room without calling 1813 beforehand.

Phone: 1813

Non-Danish mobile phone services

If you are using a mobile phone service established outside of Denmark, please remember to use **Denmark's country code +45** before dialling 1813.

Nurses especially trained to help you

The 1813 help line is staffed by specially trained nurses who will be able to tell you at once what to do next: whether to contact your doctor (GP) or go to your local emergency room or urgent care clinic. In case of the latter, you will also be told the address of the clinic with the shortest waiting time.

Cutting waiting time

The Capital Region wants to ensure that your call does not go unanswered for more than two minutes. When your call is answered there will be plenty of time for you to explain what has happened and for you to be given a thorough answer.

The help line is always staffed

The help line is staffed round the clock, 365 days a year, and no question is too large or small.

Hospital in Bispebjerg (The closest one to Nørrebro)

Bispebjerg Hospital
Bispebjerg bakke 23
2400 København NV
Phone: 35 31 23 73 / 35 31 23 72

List of signs

-  Departments
-  Oticon Hall
-  Administration
-  Campus Service
-  Residential halls and guest houses
-  SCION, DTU
-  Instructional buildings
-  Bus stop
-  Canteen
-  University Library



15
LUNDTOFTE
HJORTEKER

Elsinore

Jægersborg
Dyrehave

E47
E55

16

Klampenborg/
Strandvejen

0 100 200 300 400 500 meters

Lyngby

Copenhagen